



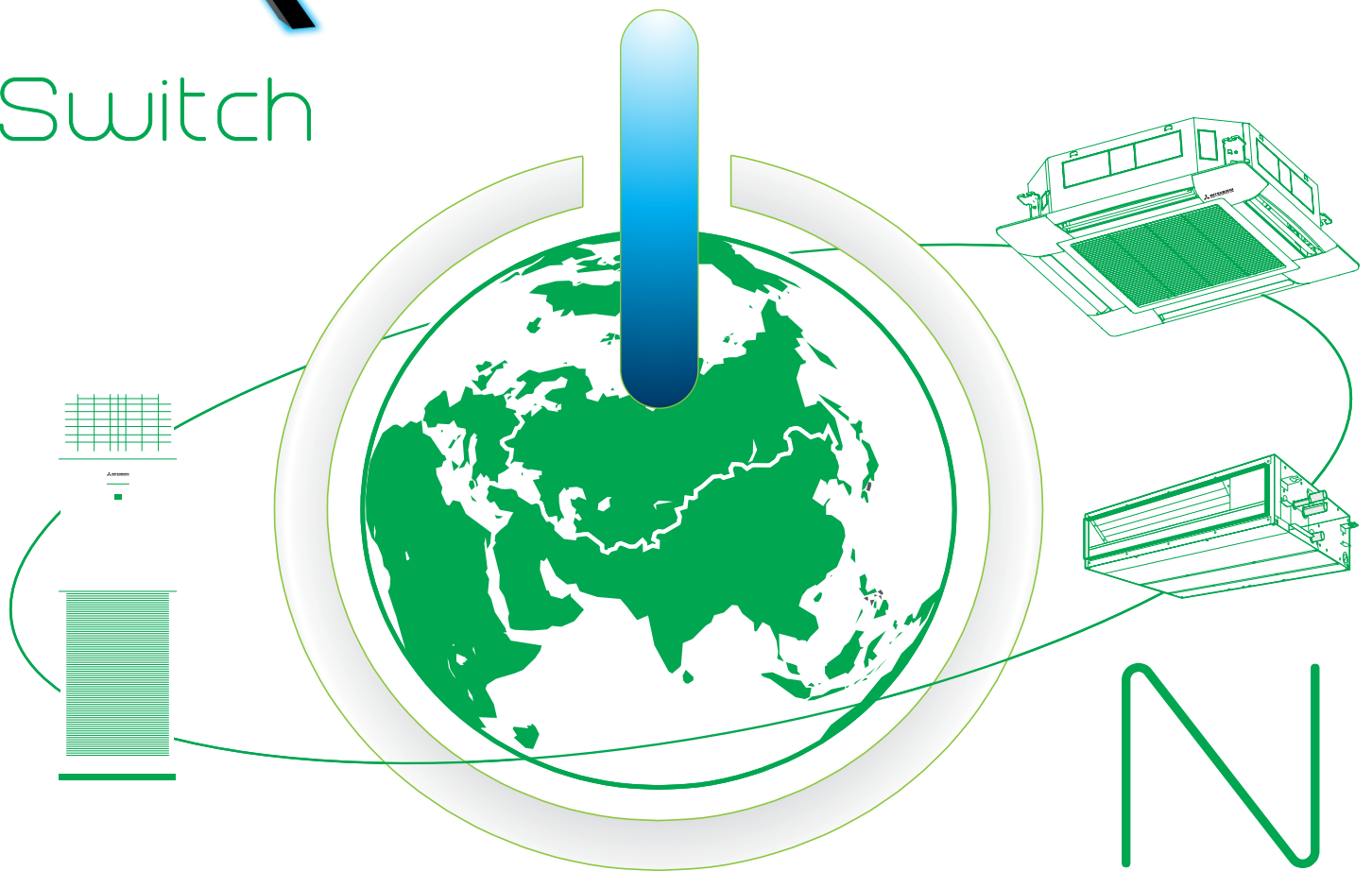
Our Technologies, Your Tomorrow

Established Since - 1884

STAY COOL. STAY GREEN.


**TECHNOLOGY
NEXT**

Switch



To Green Revolution

MITSUBISHI HEAVY DUTY AIRCONDITIONER
CASSETTE / DUCTABLE / TOWER



ECO SMART HYBRID⁺ CASSETTE



REMOTE CONTROL

Wireless (Standard)

Wired (Optional)



RCN-T-36W-E



RC-E5



RCH-E3



RC-EX1A


FDT50/71/100/125 CR-S



HIGHEST EFFICIENCY
SCROLL COMPRESSOR



FDC50/71CR-S



FDC100/125CR-S



SILENT



EEV

*Only Model FDT100 & 125 CR-S are Hybrid AC

Point 1 Arrangement of installation balance of indoor unit

Checking from access ports with detachable covers at each corner, arrangement of installation balance of indoor unit can be available without removing a panel. Workability is improved and time of installation is reduced.



Point 2 Installation Workability


For wireless control simply insert the infrared receiver kit on a corner of the panel

wireless remote control
RCN-T-36W-E



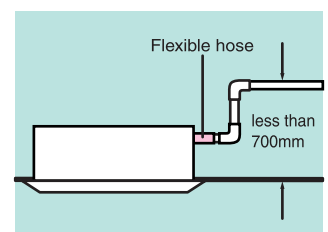
Point 3 Easy checking of drain pan

condition is available by removing corner lid only. Due to new design changing fan motor is available without removing a panel. Temporally setting of drain pan is also available.



Point 4 750mm Drain Pump



Drain can be discharged upwards by 700mm from the ceiling surface. It allows a piping layout with a high degree of freedom. Depending on the installation location and 260mm flexible hose as a standard equipment supports easy workability.



* Cooling Capacity is derived Maximum during evening & night when the temperature are less than 35°C

** Under Standard Installation & Lab Test Condition *** Check for design condition and corresponding parameters like roof / window exposed to direction sunlight, of the area to be Air- conditioned. Because of our policy of continuous improvement, we reserve the right to make changes in all specifications without any prior notice.

ECO SMART HYBRID+ DUCTABLE



FDUM50/71/100/125CR-S

REMOTE CONTROL

Wired (Standard)

Wireless (Optional)

Wired (Optional)



RC-E5



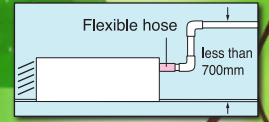
RCN-KIT3-E



RC-EX1A



RCH-E3



700MM DRAIN PUMP



SILENT



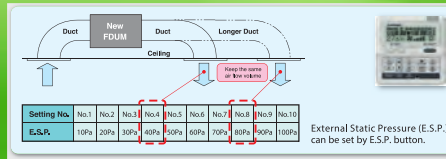
EEV



HIGHEST EFFICIENCY SCROLL COMPRESSOR

AUTOMATIC EXTERNAL STATIC PRESSURE (E.S.P.) CONTROL (OPTIONAL)- ONLY FOR DUCTABLE

Duct design was simplified. Using DC motor, the most optimum air flow volume can be achieved by this automatic control. Indoor unit will recognize external static pressure by itself automatically and keep rated air flow volume.



FILTER KIT (OPTIONAL)




UM-FL1EF : for 50
UM-FL2EF : for 71
UM-FL3EF : for 100, 125
external static pressure loss:5Pa

*Only Model FDUM100 & 125 CR-S are Hybrid AC

ECO SMART HYBRID+ TOWER



FDF71CR-S / FDF125CR-S



AUTO HORIZONTAL SWING

Auto horizontal swing wakes wide and powerful air flow, increase your comfort, realizing high efficiency in combination with our highly advanced outdoor units.



FDC71CR-S



FDC125CR-S/A

*Only Model FDF125CR-S are Hybrid AC

